


# CANDIDESKIS

FALL WINTER 2023/24

## OUR VISION

**We aspire to create exceptional products that empower the user — embodying the feelings of exhilaration and liberty that come from skiing and the great outdoors to inspire creativity without limitation.**





## COLLECTION OVERVIEW

**Our premier ski collection. Created by a hand-picked team of industry experts and influenced by over 20 years working with the best factories in the world.**

**Designed by Candide with premium quality materials, innovative shapes and camber, and versatility as a key tenet to take you from the park to the backcountry and beyond.**



**RESORT 101**

**On-piste, park,  
sidecountry.**

**BC 111**

**Off-piste to the  
backcountry.**

**AK 121**

**Backcountry  
to Alaska.**



# TECHNOLOGY



**C-LIGHT WOOD/  
CARBON CORE**



**TRIPLE RADIUS  
SIDECUT**



**ADAPTIVE ROCKER  
PROFILE**



**DUAL MOUNTING  
POINTS**



**FSC CERTIFIED  
WOOD CORES**



**BIO-BASED  
EPOXY**

**EU**

**HANDMADE IN THE  
EUROPEAN UNION**

**Y2**

**TWO YEAR  
WARRANTY**



## MATERIALS

### C-LIGHT CORE

Our first collection features a strong but light core construction of paulownia and poplar wood, sandwiched between layers of fibreglass and carbon weave. The most durable, lightweight core we've ever seen in over 20 years.

### CORUND TOPSHEET

A chip-resistant lightly textured topsheet that protects against scratches to keep your skis looking fresh.

### P-TEX 4000 BASES

The fastest, most durable production bases you can get.

### ROCKWELL STEEL EDGES

Heat-treated steel built to last.

## SHAPE+FLEX

### TRIPLE RADIUS SIDECUT

A Candide first, our sidecuts feature three separate radii as you move from tip to tail. A tight tip radius makes turn initiation quick. A larger radius in the tail gives a powerful release to the turn and stability at speed. Finally, an even larger radius underfoot means wherever you mount it, the ski will feel consistent.

### TAPER

The fatter the ski, the more taper we put from the tip to the tail to help the ski float in powder.

### FLEX

We like our skis with a smooth flex over the length of the ski. Our Resort ski has a softer flex to give better feel on piste and in the park, while our BC and AK skis have progressively stiffer flex to retain control and feel at speed.

## CAMBERLINES+MOUNTING

### ROCKER

Rocker in the tip and tail helps a ski float off-piste. So, the wider the ski, the more rocker we've added. Our Resort ski has a small amount of rocker, the BC a healthy dose, and the AK a LOT.

### CAMBER

Camber underfoot makes a ski responsive on piste, but harder to ski off-piste. So, our Resort ski has the most camber, the BC a little and the AK none. Makes sense, doesn't it?

### DUAL MOUNTING POINTS

If you've played with mounting your skis in different positions, you'll know what you like. For guidance, we've marked two positions on the ski - Candide's personal mounting point, and a 'Regular' mount point that suits most skiers and terrain.

## SUSTAINABILITY

**We believe there is an everlasting link between nature and riders. We take measures to create products in the most eco-conscious way, and continuously look for new and improved ways to keep giving back.**

### **FSC WOOD**

The Forest Stewardship Council A. C. is an international non-profit, multistakeholder organization established in 1993 that promotes responsible management of the world's forests, via timber certification.

All our wood core is FSC certified.

### **BIO-BASED EPOXY**

Our factory has been pioneering the use of bio-based epoxy for many years. This replaces the petro-chemical with renewable materials such as vegetable oils.

This process retains all the strength of a traditional epoxy resin.






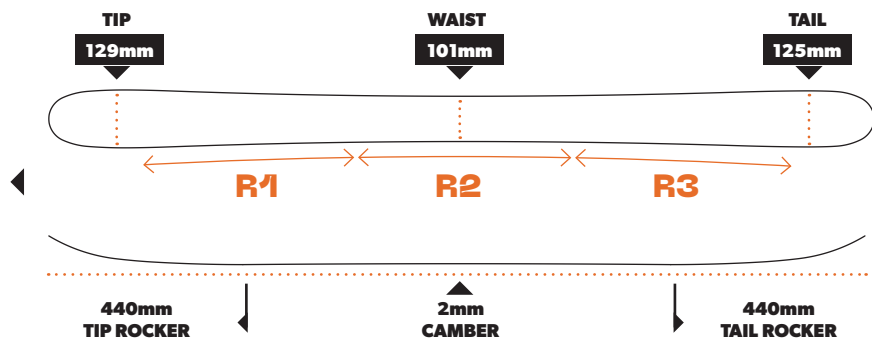


# RESORT 101

SKF23A-CTREU-NA  
167 · 173 · 179 · 184

## GO ANYWHERE, DO ANYTHING

All marked measurements are for 184cm.



### C-LIGHT CORE

→ A proprietary mix of paulownia and poplar woods, wrapped in fibreglass and carbon gives a lightweight yet incredibly strong ski full of pop.

### DUAL MOUNTING POINTS

→ Candide's or Regular.

### TRIPLE RADIUS SIDECUT

→ Three radii blended together for quick turn initiation, stability at speed and mounting versatility.

- Tip radius: 18m
- Waist radius: 30m
- Tail radius: 20m

### ALL-MOUNTAIN ROCKER

→ A little bit of tip and tail rocker with 2mm camber underfoot gives a responsive, lively feel all over the mountain.

### EQUAL HEIGHT TIP+TAIL

→ A little bit of tip and tail.

### PERFORMANCE



POW PISTE PARK TOUR FLEX

### WEIGHT

**1,800**  
G/ski @184cm

### LENGTHS

- 167cm
- 173cm
- 179cm
- 184cm



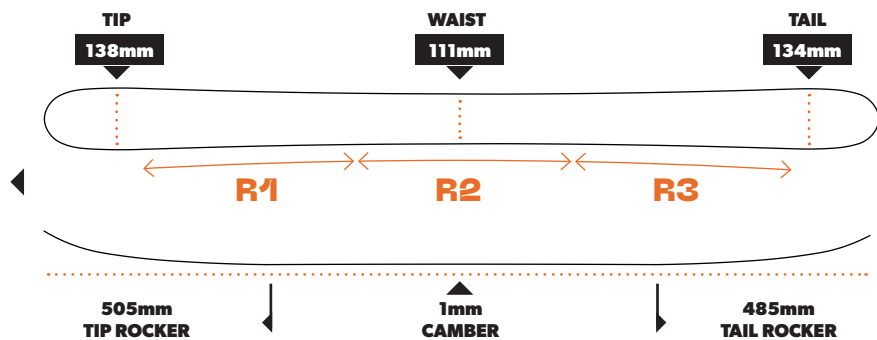
BASE

# BC 111

SKF23A-CTBCU-NA  
175 · 181 · 186

## BEYOND BOUNDARIES

All marked measurements are for 186cm.



### C-LIGHT CORE

→ A proprietary mix of paulownia and poplar woods, wrapped in fibreglass and carbon gives a lightweight yet incredibly strong ski full of pop.

### DUAL MOUNTING POINTS

→ Candide's or Regular.

### TRIPLE RADIUS SIDECUT

→ Three radii blended together for quick turn initiation, stability at speed and mounting versatility.

- Tip radius: 20m
- Waist radius: 26m
- Tail radius: 22m

### FREERIDE ROCKER

→ A healthy dose of tip and tail rocker with 1mm camber underfoot for float off-piste and stability on-piste.

### PERFORMANCE



### WEIGHT

**1,900**  
G/ski @186cm

### LENGTHS

- 175cm
- 181cm
- 186cm




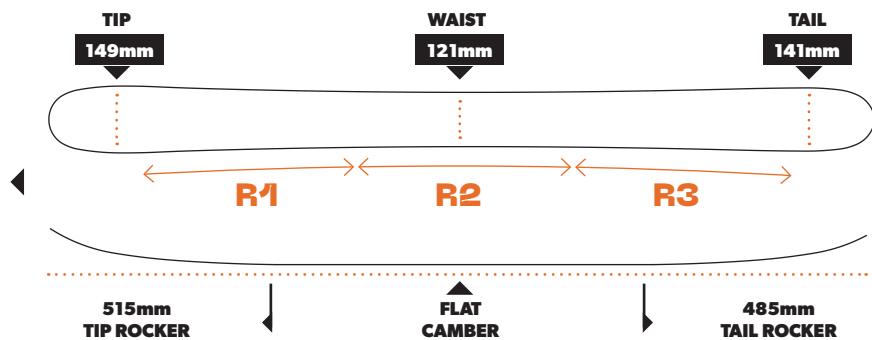
BASE

# AK 121

SKF23A-CTAKU-NA  
179 · 184 · 190

## THE LAST FRONTIER

All marked measurements are for 184cm.



### C-LIGHT CORE

→ A proprietary mix of paulownia and poplar woods, wrapped in fibreglass and carbon gives a lightweight yet incredibly strong ski full of pop.

### DUAL MOUNTING POINTS

→ Candide's or Regular.

### TRIPLE RADIUS SIDECUT

→ Three radii blended together for quick turn initiation, stability at speed and mounting versatility.

- Tip radius: 21m
- Waist radius: 27m
- Tail radius: 23m

### POWDER ROCKER

→ Lots of tip and tail rocker with flat camber underfoot. Maximum float and instant edge response.

### PERFORMANCE



POW PISTE PARK TOUR FLEX

### WEIGHT

**2,000**  
G/ski @184cm

### LENGTHS

- 179cm
- 184cm
- 190cm



BASE



**CANDIDESKIS**