



SLASH
BY GiGi

20 / 21

**PRESENT
FUTURE**





Reset your path; surprise yourself with the gift of being present, trusting every moment will happen as it's supposed to.

Always striving for perfection, we evolve from each moment onwards and upwards faced by a mountain of possibilities with a daring heart and a broad smile on our faces.

GiGi RÜF
OWNER · SHAPER · TESTER

A TRIBE CALLED SLASH

08 - 09

HAPPY PLACE



FREESTYLE

12 - 15


BRAINSTORM



FREESTYLE / ALL MOUNTAIN

18 - 25

ATV



VERTICAL



FREERIDE

28 - 31



DESIGNED BY



ART BY



INGREDIENTS

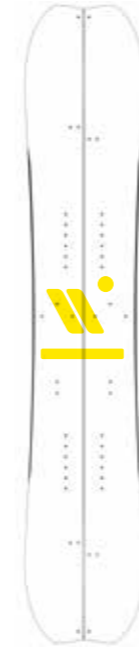


CONTACT



IMPRINT

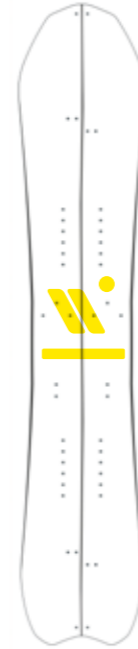
BRAINSTORM SPLIT



TOURING

34 - 41

VERTICAL SPLIT



SPLASH



KIDS

44 - 47

INGREDIENTS

50 - 51

SOFT GOODS-APPAREL

54 - 55

LINE UP / RECAP

56 - 57

DISTRIBUTOR LIST

58 - 59



A TRIBE CALLED SLASH

/trib/

The tribe are a distinct people dependent on snow and mountains for their livelihood. They are dedicated to the pursuit and culture of snowboarding.

They are a tribe of their own.

ANDY GLADER	USA	JORDON FRAGER	USA
BENJI EWENS	NZL	KEVIN HOLMES	USA
BROOK FINLINSON	USA	MANUEL DIAZ	CHL
CASEY MITCHELL	USA	OSKAR LEE RÜF	AUT
COLLIN WHALEN	USA	SEB METENIER	CH
DAN BARKER	CAN	SHOGO TAKAI	JPN
GEOFF BROWN	CAN	SIMON HOLZI	AUT
GIGI RÜF	AUT	STEFFI RÜF-KOHLER	AUT
JACCO BOS	NL	STUART INNES	UK
JAY HERGERT	USA	ROLI TSCHODER	AUT
JONA RÜF	AUT	YUTA KOBAYASHI	JPN

FREESTYLE

FREESTYLE

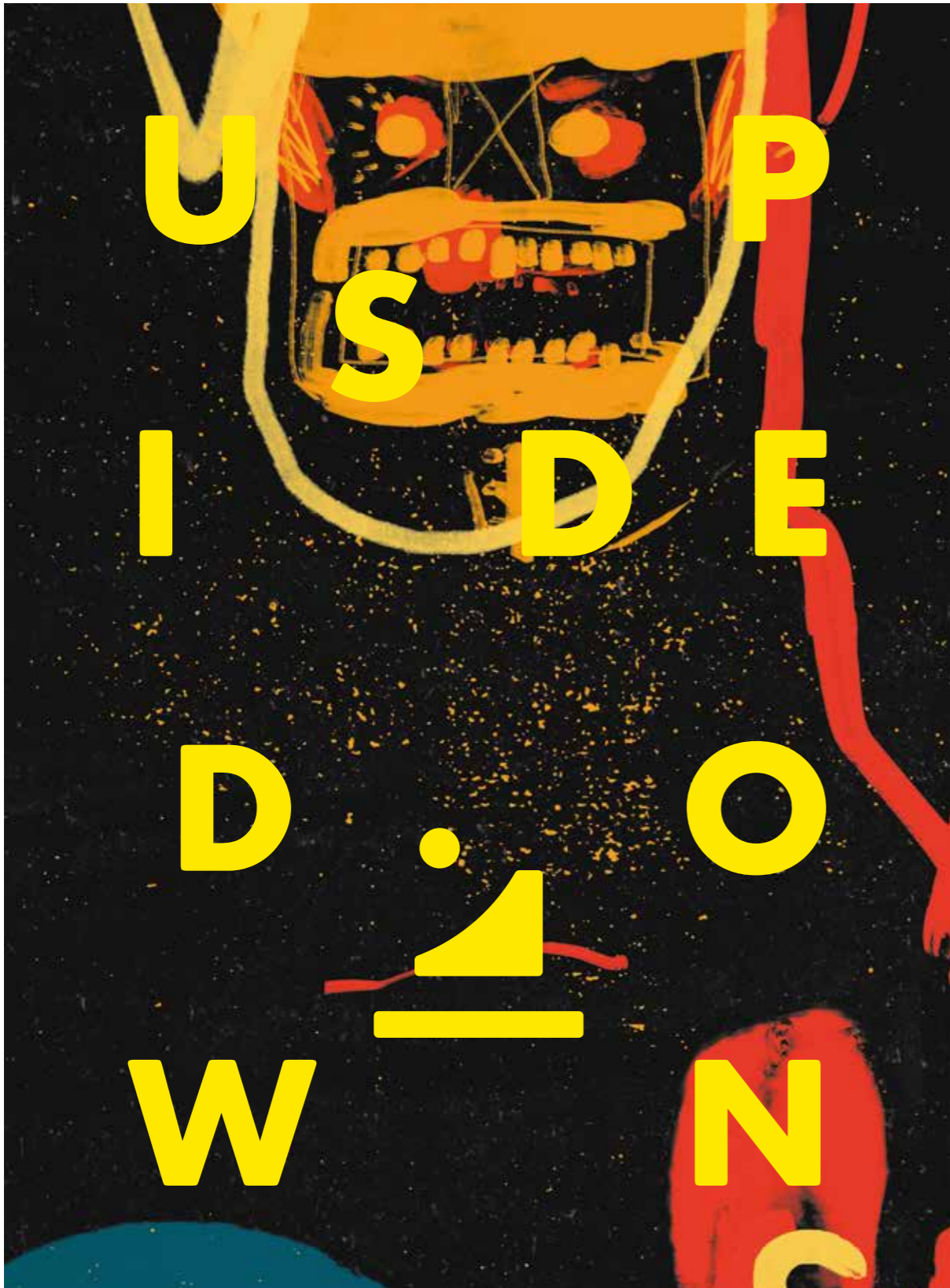


TYPE

SLASH
BY GiGi

FREESTYLE

HAPPY PLACE



FREESTYLE

#slashhappyplace #slashsnow

A PLAYFUL PARK BOARD FOR ALL



TOP

BASE



GiGi RUF



RUFF MERCY

FREESTYLE

MINDSET

The Happy Place - with interstellar graphic artwork from prolific music video artist, Ruff Mercy - is our go-to playful park stick.

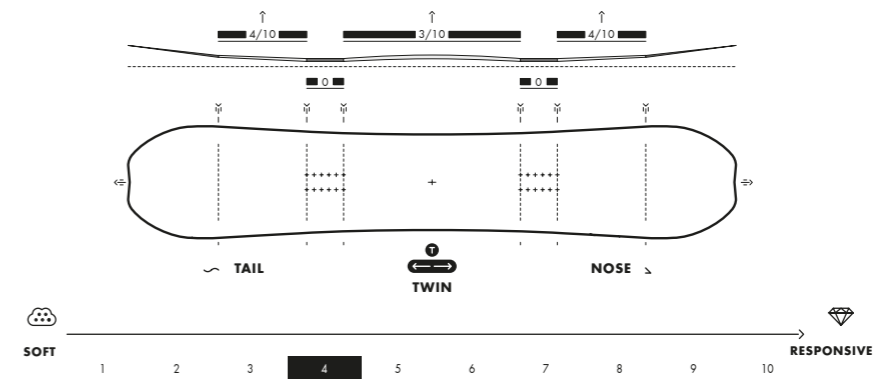
Its Camrock profile allows the stability and control of positive camber between the feet and rocker rise in the tips aid flexed presses, butters and less edge catch. Weighing in at medium flex, The Happy Place is loaded with a bi-axial fibreglass layup that's enhanced by Sweet Spots carbon fibre stringers laid from the bindings to the contact points for enhanced edge control and amplified ollies.

A progressive sidecut and true twin shape means you'll take on features consistently whether riding regular or switch. Built using the finest poplar wood with beech Hardwood stringers along the inserts maximises binding power transfer.



146 149 152 154 155w 156 158 159w

CAMROCK



INGREDIENTS



all SLASH boards are factory waxed and ready to ride


SIZE [cm]	146	149	152	154	155w	156	158	159w
NOSE LENGHT [mm]	195	195	210	210	205	220	210	205
RUNNING LENGHT [mm]	1070	1100	1100	1120	1140	1120	1160	1180
TAIL LENGHT [mm]	195	195	210	210	205	220	210	205
NOSE WIDTH [mm]	282	286	290	292	297	294	295	302
WAIST WIDTH [mm]	243	247	249	251	257	253	253	260
WAIST WIDTH [inch]	9,6	9,7	9,8	9,9	10,1	10,0	10,0	10,2
TAIL WIDTH [mm]	282	286	290	292	297	294	295	302
SIDECUT RADIUS [m]	6,8	7,0	7,0	7,2	7,7	7,4	7,6	7,9
MIN/MAX STANCE [CM]	48/60	48/60	50/62	50/62	52/64	52/64	52/64	54/66
MIN/MAX STANCE [INCH]	18.9/23.6	18.9/23.6	19.7/24.4	19.7/24.4	20.5/25.2	20.5/25.2	20.5/25.2	21.3/26.0
SETBACK [mm]	0	0	0	0	0	0	0	0
SETBACK [inch]	0	0	0	0	0	0	0	0
INSERTS [#]	6x2	6x2	6x2	6x2	6x2	6x2	6x2	6x2

ALL MOUNTAIN

ALL MOUNTAIN



 <p>SLASH BY GiGi</p>	TYPE	
	ALL MOUNTAIN	
 <p>BRAINSTORM</p>	 <p>ATV</p>	



— SLIGHTLY SETBACK AND SUITED FOR
STEEPS AND STORMS



TOP



BASE



GiGi RUF

TYPEGORILLA



THROUGH STORM & SQUALL

The Brainstorm sits in our freestyle / all mountain range and with its slightly setback stance and subtle Traction Bump mid-sidecut, you can bomb any terrain in any weather.

Highly versatile and manoeuvrable, it's a board made with a blend of carbon fibre, Kevlar and basalt stringers underfoot for lightning-like response whether it's a simple slash, or hefty snap off of the lip.

This beauty comes to life when rallied onto an edge and its Camrock hoists the nose atop any crud, chop, slop and noise you'll encounter on your mission.

ALL MOUNTAIN

INGREDIENTS



BURIED TREASURE



TRI-AX FIBERGLASS



FOREVER WOODCORE



BI-AX FIBERGLASS



SINTERED BASE 6000



BELT FINISH



PROGRESSIVE SIDECUT



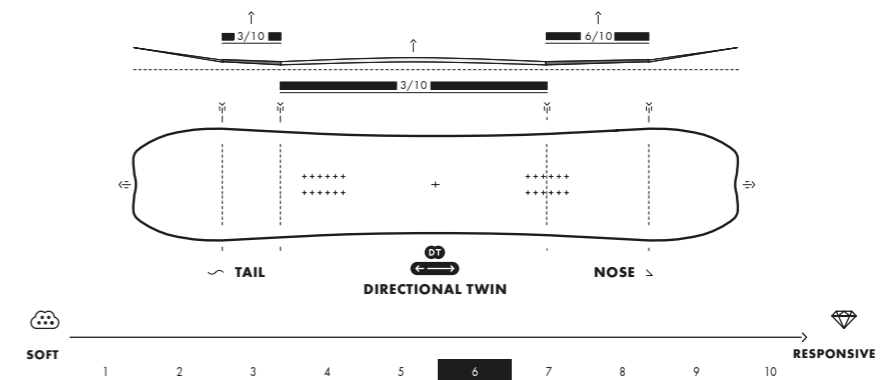
ULTIMATE TRACTION



all SLASH boards are factory waxed and ready to ride



BACKSEAT CAMROCK




ALL MOUNTAIN

SIZE [cm]	151	154	157	159w	160	163w
NOSE LENGHT [mm]	195	200	205	205	200	205
RUNNING LENGHT [mm]	1120	1140	1160	1180	1200	1220
TAIL LENGHT [mm]	195	200	205	205	200	205
NOSE WIDTH [mm]	284	286	289	298	292	304
WAIST WIDTH [mm]	247	248	250	259	252	263
WAIST WIDTH [inch]	9,7	9,8	9,8	10,2	9,9	10,4
TAIL WIDTH [mm]	284	286	289	298	292	304
SIDECUT RADIUS [m]	7,9	8,0	8,1	8,1	8,3	8,3
MIN/MAX STANCE [CM]	50/62	52/64	52/64	52/64	52/64	54/66
MIN/MAX STANCE [INCH]	19.7/24.4	20.5/25.2	20.5/25.2	20.5/25.2	20.5/25.2	21.3/26.0
SETBACK [mm]	15	15	15	15	15	15
SETBACK [inch]	0,6	0,6	0,6	0,6	0,6	0,6
INSERTS [#]	6x2	6x2	6x2	6x2	6x2	6x2



— THE LIGHTWEIGHT WOOD CORE IS FLYWEIGHT
AND FLIGHT READY



TOP



BASE



GiGi RUF

TYPEGORILLA



THE ORIGINAL SLASH CRAFT

Our founding father, the ATV grunts into action with solid ollies and powerful carvability. Built with our Lightweight Core - a hybrid mix of high-end woods (paulownia, poplar and beech) - the ATV is a lightweight, reactive and mighty directional twin that delivers a tough, lightweight and attuned feel.


Its deep sidecut allows for swift slashes and a subtle traction bump bites through rough snow.

Tried, trusted and loved by our team the combo of carbon fibre, Kevlar and basalt additives underfoot extend towards the edges and tips to propel response and rebound, while also allowing for a thinner core without sacrificing strength. The name says it all, the ATV will serve you well all across the Mountain.

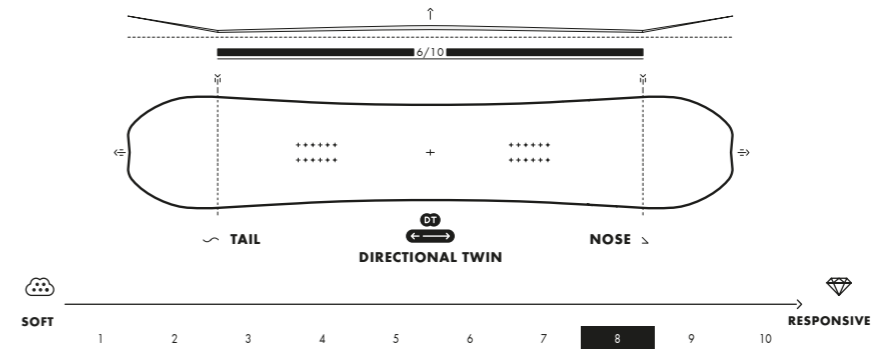
INGREDIENTS



all SLASH boards are factory waxed and ready to ride





REACTIVE CAMBER



SIZE [cm]	150	154	156	156W	158	159w
NOSE LENGHT [mm]	210	210	210	210	210	210
RUNNING LENGHT [mm]	1080	1120	1140	1130	1160	1170
TAIL LENGHT [mm]	210	210	210	210	210	210
NOSE WIDTH [mm]	289	292	294	300	296	302
WAIST WIDTH [mm]	249	251	253	258	255	263
WAIST WIDTH [inch]	9,8	9,9	10,0	10,2	10,1	10,4
TAIL WIDTH [mm]	289	292	294	300	296	302
SIDECUT RADIUS [m]	7,9	7,9	7,9	7,9	7,9	7,9
MIN/MAX STANCE [CM]	50/62	50/62	52/64	52/64	52/64	54/66
MIN/MAX STANCE [INCH]	19.7/24.4	19.7/24.4	20.5/25.2	20.5/25.2	20.5/25.2	21.3/26.0
SETBACK [mm]	13	13	13	13	13	13
SETBACK [inch]	0,5	0,5	0,5	0,5	0,5	0,5
INSERTS [#]	6x2	6x2	6x2	6x2	6x2	6x2

F R E E R I D E

F R E E R I D E

 <p>SLASH BY GiGi</p>	<p>TYPE</p> <p>FREERIDE</p>
	 <p>VERTICAL</p>



F R E E R I D E

#slashvertical

#slashsnow

FROM STRAIGHT LINES TO FULL CIRCLES



TOP



BASE



GiGi RUF



TYPEGORILLA

F R E E R I D E

VERTICAL CHARGING

Our newest composition introducing advanced ideas produced with our new facility in Poland, The Vertical is packed full of features to tackle the deep stuff. It boasts our Float camber profile and you'll steer this puppy from the rear with an extra set of Float inserts for those super deep days.

We help you commit to those bottomless runs with a larger nose and the subtle rocker from the new 3D nose lift that empowers this far-out looking flotation device.

Down the business end, the mild tapered shape means The Vertical naturally sinks for an easier, more balanced riding position in steep and deep terrain. Take this thing from pow to corduroy for some serious turns and you'll be just as stoked on the sidehits too.



INGREDIENTS



BURIED TREASURE



TRI-AX FIBERGLASS



POP WOODCORE



BI-AX FIBERGLASS



SINTERED BASE 7200



DIAMOND STONE FINISH



PROGRESSIVE SIDECUT



ULTIMATE TRACTION



FLOAT INSERTS

all SLASH boards are factory waxed and ready to ride



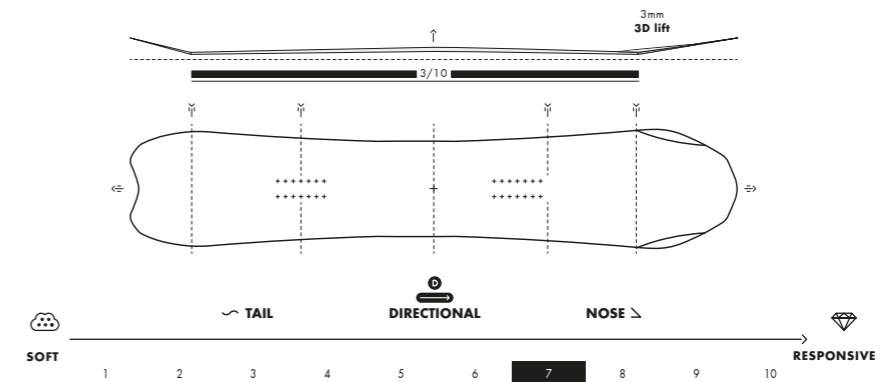
151

157

161



FLOAT CAMBER






SIZE [cm]	151	157	161
NOSE LENGHT [mm]	215	215	215
RUNNING LENGHT [mm]	1127	1187	1227
TAIL LENGHT [mm]	168	168	168
NOSE WIDTH [mm]	301	310	312
WAIST WIDTH [mm]	244	250	259
WAIST WIDTH [inch]	9,8	9,8	10,2
TAIL WIDTH [mm]	292	299	305
SIDECUT RADIUS [m]	8,3	8,3	8,3
MIN/MAX STANCE [CM]	48/64	48/64	48/64
MIN/MAX STANCE [INCH]	18.9/25.2	18.9/25.2	18.9/25.2
SETBACK [mm]	40	40	40
SETBACK [inch]	1,6	1,6	1,6
INSERTS [#]	7x2	7x2	7x2

TOURING

TOURING



 <p>SLASH BY GiGi</p>	TYPE	
	TOURING	
 <p>VERTICAL SPLIT</p>	 <p>BRAINSTORM SPLIT</p>	




AIM HIGH

NO VALLEY TOO LOW,
NO MOUNTAIN TOO HIGH



TOP



BASE



GiGi RUF

TYPEGORILLA



APPROACH

The Brainstorm Split is based on our versatile and award-winning Brainstorm model, but tweaked for touring. To aid the split Linehiker has two tip-to-tail Landing Strips of carbon fiber and Kevlar additives for power and stability whether the board is split or solid. Its ice-slicing Traction Bump edges are dual purpose: providing supreme grip when arcing turns and added bite on technical skin tracks.

The setback camber profile puts the rider in the backseat for increased speed, float and landings in pow, while still maintaining balance when skinning.

The finely tuned four-wood (*paulownia, spruce, beech and poplar*) Forever Core is lively, light and powerful, too. With trusted Union hardware and a standard split mounting pattern it's ready for even the furthest line-mining missions.

INGREDIENTS



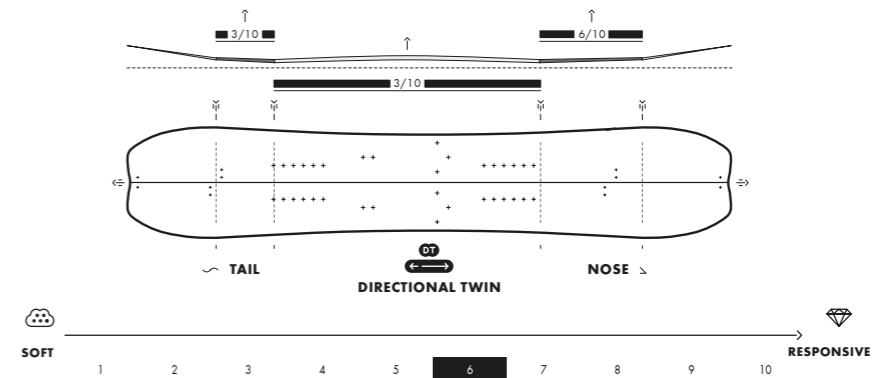
all SLASH boards are factory waxed and ready to ride



159w

162w

BACKSEAT CAMROCK



SIZE [cm]	159w	162w
NOSE LENGTH [mm]	205	205
RUNNING LENGTH [mm]	1180	1210
TAIL LENGTH [mm]	205	205
NOSE WIDTH [mm]	298	304
WAIST WIDTH [mm]	259	263
WAIST WIDTH [inch]	10,2	10,4
TAIL WIDTH [mm]	298	304
SIDECUT RADIUS [m]	8,1	8,3
MIN/MAX STANCE [CM]	52/64	54/66
MIN/MAX STANCE [INCH]	20.5/25.2	21.3/26.0
SETBACK [mm]	20	20
SETBACK [inch]	0,8	0,8
INSERTS [#]	Split Inserts	Split Inserts




**AIM
HIGH**

**SUPREME GRIP FOR RAILING TURNS
AND ADDED BITE ON SKIN TRACKS**



TOP



BASE



GiGi RUF

TYPEGORILLA



POSTURE

From bottom to top as two and top to bottom as one our Touring Boards propel human-powered adventures without fail.

The Vertical Split has two tip-to-tail Landing Strips of carbon fibre and Kevlar additives for power and stability whether the board is split or solid. Its ice-slicing Traction Bump and S-Line touring edges down the middle of the board are providing shear force when put together and add bite to all four edges on sketchy traverses.

Built using locally grown supplies of poplar wood and beech Hardwood stringers making it lightweight and powerful too. With trusted Union hardware and a standard split mounting pattern it's ready for even the furthest line-mining missions.



INGREDIENTS



LANDING STRIP



TRI-AX FIBERGLASS



POP WOODCORE



BI-AX FIBERGLASS



SINTERED BASE 7200



DIAMOND STONE FINISH



PROGRESSIVE SIDECUT




ULTIMATE TRACTION



S-LINE SPLIT

all SLASH boards are factory waxed and ready to ride

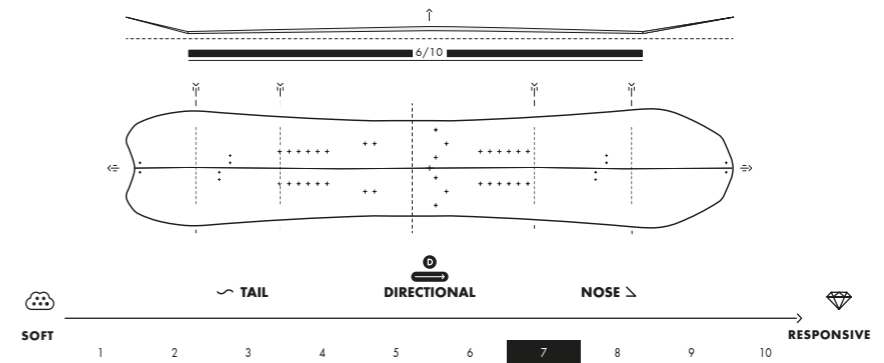


151

158

162

FLOAT CAMBER



	151	158	162
SIZE [cm]	151	158	162
NOSE LENGHT [mm]	215	215	215
RUNNING LENGHT [mm]	1127	1197	1237
TAIL LENGHT [mm]	168	168	168
NOSE WIDTH [mm]	302	310	315
WAIST WIDTH [mm]	248	253	260
WAIST WIDTH [inch]	9,8	10,0	10,2
TAIL WIDTH [mm]	295	303	308
SIDECUT RADIUS [m]	8,3	8,3	8,3
MIN/MAX STANCE [CM]	49/59	51/61	53/63
MIN/MAX STANCE [INCH]	19.3/23.3	20.1/24.1	20.9/24,9
SETBACK [mm]	40	40	40
SETBACK [inch]	1,6	1,6	1,6
INSERTS [#]	Split Inserts	Split Inserts	Split Inserts



KIDS


KIDS

TYPE

SLASH
BY GiGi

KIDS

SPLASH



KIDS

AN EASY RIDING RIP STICK



TOP



BASE

KIDS

STANCE

Our Youth are the seeds of all snowboarding and turning is the root of their riding.

With a Splash of water and light their turns can take hold. With a soft and simple flex the Splash helps initiate easy arcs and encourages proper foot control.

Its mid-sidecut Traction Bump maintains edge hold from first turns to fast fall line riding.

The twin tip shape offers a bed where free-style moves can grow, and its rockered tips reduce edge-catch.

The Splash now comes with a high quality Sintered base to give best advancement of momentum. Our reliable Forever wood core can take on seasons to come, too. Planted atop this board younger riders will thrive.

INGREDIENTS

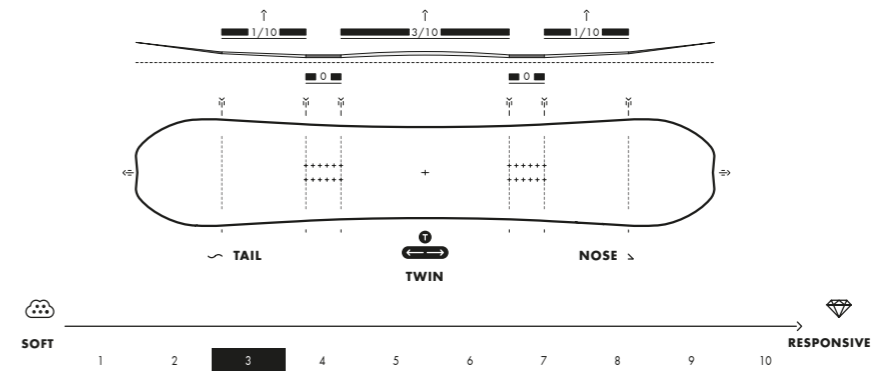


all SLASH boards are factory waxed and ready to ride



110 120 129

CAMROCK



SIZE [cm]	110	120	129
NOSE LENGHT [mm]	166	192	197
RUNNING LENGHT [mm]	767	816	896
TAIL LENGHT [mm]	166	192	197
NOSE WIDTH [mm]	245	250	259
WAIST WIDTH [mm]	217	221	230
WAIST WIDTH [inch]	8,5	8,7	9
TAIL WIDTH [mm]	245	250	259
SIDECUT RADIUS [m]	5,0	6,0	7,0
MIN/MAX STANCE [CM]	38/46	38/46	38/48
MIN/MAX STANCE [INCH]	15/18.1	15/18.1	15/18.9
SETBACK [mm]	0	0	0
SETBACK [inch]	0	0	0
INSERTS [#]	5x2	5x2	6x2

I G R E E N I E N T S



WE STAND BY OUR BOARDS

While we take great pride in crafting our boards and monitoring each one, small imperfections might slip out of the factory. Recognizing this, Slash backs all of its boards with a two-year warranty against any material and manufacturing defects.

INGREDIENTS

SHAPES



PROFILES



WOOD CORES



LAYERINGS



REINFORCEMENT



SIDECUT



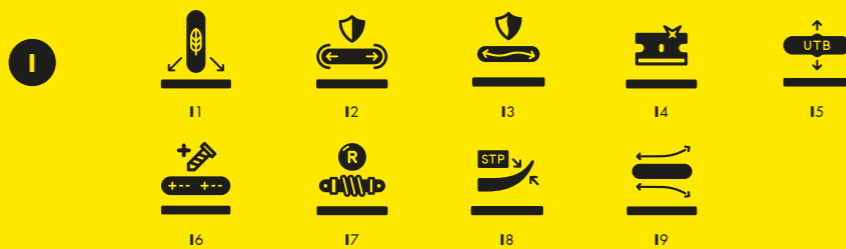
BASES



FINISHINGS



APPLICATIONS



A 1	TWIN
A 2	DIRECTIONAL
A 3	DIRECTIONAL TWIN
B 1	REACTIVE CAMBER A tried and true camber profile that offers a precise feel, predictable turns, solid edge hold, suspension and powerful pop. Traditional camber distributes weight evenly and offers a progressive flex pattern.
B 2	FLOAT CAMBER The Float Camber on a directional setback board is a true cambered profile with an early rocker raised nose.
B 3	CAMROCK CamRock features a loaded camber section between the feet with a small flat section underfoot and rockered tips. The camber section maintains stability between the feet, while the flat areas underfoot let you load up ollies and the rockered tips offer forgiveness. This creates a very playful, easy turning board.
B 4	BACKSEAT CAMROCK The Backseat CamRock design places rocker in the nose and a slight amount in the tail with positive camber in between. This setback design delivers camber stability and control between the feet and in the tail, with the added float and manoeuvrability of the rockered nose.
C 1	FOREVER WOODCORE Constructed from four different lightweight wood species—paulownia, spruce, beech and poplar—for a premium core that offers a highly tuned and dynamic feel. It's flyweight, durable, filled with pop and highly reactive.
C 2	POP WOODCORE Arranged with premium strips of poplar for a lightweight and smooth flex with added beech hardwood stringers tip to tail through the inserts for power transfer and durability.
C 3	LIGHTWEIGHT WOODCORE Crafted with light density paulownia for lightness, poplar for responsiveness and hardwood beech stringers along the edges to increase core durability, pop and protection from edge impacts.
D 1	TRI-AX FIBERGLASS Triax fiberglass is the time-tested classic. It features a three-way weave of premium fibers with strands running at 45-degree angles. It provides superior pop, consistent torsional flex, and more overall response.
D 2	BIAX FIBERGLASS Biax fiberglass is a two-way weave of fiberglass with strands running every 90-degrees. It's more forgiving, easier to flex and highly versatile for all terrain types.
E 1	BURIED TREASURE This is our ultimate truss of carbon, Kevlar and basalt fibers. The effect is lightness because the connecting strength of fiber allows us to slim the core's thickness. With our strategic placement this gives certain liveliness to the board by adding response to the tips and leaving torsional softness between the feet.
E 2	SWEET SPOT Two carbon fiber stringers stretching outward from the inserts to the contact points in both the tip and the tail. Like prongs sticking outward these additives feel out rough terrain, promote pop, generate stronger edge hold and create a more playful ride.
E 3	LANDING STRIP Strips of Kevlar and carbon fiber placed from the inserts to the tips in the nose and tail to support landings and reduce washouts. This design also helps dampen high-speed chatter, offer stability at speed and load up potent ollies.
F 1	PROGRESSIVE SIDECUT Our progressive sidecut design blends many radii and smooth contact points for buttery smooth turn initiation, edge-to-edge transition and edge hold. It's different for each model and matches the sidecut to the board's specific camber profile.
G 1	SINTERED HD BASE 7200 The fastest and hardest sintered base on the market. It provides the most impact resistant surface available and its high-density molecular structure holds wax longer for sustained speeds.
G 2	SINTERED BASE 6000 This extruded base with same properties of sintered quality is fast, durable and requires less waxing. We believe in using the best possible materials in our boards.
H 1	BELT FINISH The belt finish gets your base optimized before it's fully waxed.
H 2	DIAMOND STONE FINISH We add a slight diamond-structured stone grind to the base to maximize glide and optimize durability. It eliminates the slow, suction cup feel that comes with one-dimensional base finishes.
H 3	WAXED All Slash boards are factory waxed with OneBallJay wax and ready to shred straight out of the wrapper.
I 1	KICK STAND Our Identity shape saves material and weight and also stands up without tipping over like rounded boards do!
I 2	TIP PROTECTORS Thin, light and surprisingly strong aluminum protectors that cap the base and edge at the tip and tail to protect the board from impacts.
I 3	S-LINE SPLIT S-Line split edges down the middle of the board are dual purpose; providing shear force when put together and added bite to the outside edge when in hike mode on icy skin tracks. Quite like our Traction Bump.
I 4	EDGES We build our edges with 35% more steel content than the average. They are simply stronger and more durable than the alternative.
I 5	ULTIMATE TRACTION This small counter radius (bump) placed in the middle of the board's sidecut improves edge hold without creating drag or strange edge grip. It adds extra bite on ice and turns regular turns into confident carves.
I 6	FLOAT INSERTS An extra set of inserts set way back for those super deep days.
I 7	RUBBER DAMPENING A vibration dampening rubber used between the steel edge and the sidewall. Absorbs impacts only to a very small degree, its main purpose is to act as an adhesion layer between the edge and sidewall to prevent the possibility of delamination.
I 8	SLICK TIP PROFILE This reduces the core and sidewall thickness at the tips for a board with lighter swing weight, better dampening properties and provides a unique feel in turn transitions.
I 9	TAPERED SHAPE The width of the nose is greater than the tail width. Tapered directional shape is usually designed to provide the best float in powder - promoting the tail to sink and the nose to rise.

S
G

O
O

F
D

T
S

A winter scene with snow-covered trees and a person snowboarding down a slope. The text 'S G O O F D T S' is overlaid in large yellow letters. The background shows a snowy forest with bare trees and evergreens. A person is visible snowboarding down a slope in the middle ground. The overall tone is bright and clean due to the white snow and yellow text.

SOFT GOODS



INDEX

BLACK



POM

BLACK



FUZZ 5 - PANEL

BLACK



LURKER

BLACK



CREW SHIRT

BLACK



STRAIGHT SHIRT POCKET

BLACK



LINE SHIRT

BLACK



CREW SWEATSHIRT

BLACK



HRTM 104 2.0 TECH VEST

BLACK



HRTM 201 PANTS

BLACK



HRTM 303 SOFT SHELL HOODIE

BLACK

LINE UP

HAPPY PLACE	BRAINSTORM	ATV	VERTICAL	BRAINSTORM SPLIT	VERTICAL SPLIT	SPLASH

INTERNATIONAL DISTRIBUTOR LIST

USA

ZIA WORKS DISTRIBUTION LLC
info.ziaworksdistribution@gmail.com

CANADA

HIGH OUTPUT SPORTS
www.hosportscanada.com

BELGIUM

PALMBOOM
www.west-site.com

GERMANY

ELEMENT SPORTS
www.element-sports.de

JAPAN

HASCO ENTERPRISES INC.
www.hasco.co.jp

NETHERLAND

NEWSPORTS
www.newsports.nl

UK

THE SNOWBOARD ASYLUM
www.snowboard-asylum.com

KOREA

GTG Enterprise Co., LTD.
www.boardkorea.com

AUSTRIA

KANOATRADING
www.kanoatrading.at

POLAND

INTERSURF
www.intersurf.pl

GREECE

MICROXTREME LTD
www.microxtreme.gr

CHINA

ENERGY MAGNIFIER DISTRIBUTION LTD
www.emdist.com

SCANDINAVIA

STUNTWOOD DISTRIBUTION AB
www.stuntwood.se

SWITZERLAND

SbG GMBH
www.slashsnow.com

FRANCE

V7 DISTRIBUTION
www.v7distribution.com

ITALY

FRIENDISTRIBUTION
www.friendistribution.it

NEW ZEALAND

ALTA QUEENSTOWN
www.alta.co.nz

AUSTRALIA

RHYTHM SNOW SPORTS
www.rhythmsnowsports.com.au

WARNING – snowboarding can be dangerous!

Slash snowboards, its distributors and retailers are neither responsible, nor liable, for any injury or accident caused by use or misuse of our products.



**PUBLISHER &
RESPONSIBLE FOR
CONTENT**

SbG

SbG+ GmbH

Christian „GiGi“ RUF

Postfach 0052
6960 Wolfurt-Bahnhof
Austria

**CONCEPT DESIGN &
LAYOUT**

~TypeGORILLA

TYPEGORILLA

BÜRO FÜR GESTALTUNG &
KOMMUNIKATION

Colingasse 5
6020 Innsbruck
Austria

COPY

Harry Mitchell Thompson

PRINT

Sweradruck Ges.m.b.H

SLASHSNOW.COM

© 2020 | SbG+ GmbH



WWW.SLASHSNOW.COM